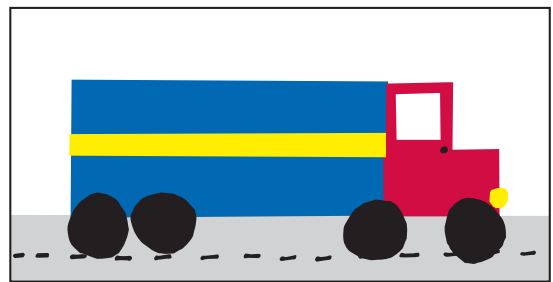


Materials needed for each child

Background	1 white rectangle	6	x	12
Road	1 gray rectangle	1½	x	12
Truck				
body	1 blue rectangle	3	x	7
cab bottom	1 red rectangle	1½	x	2½
cab top	1 red square	1½	x	1½
Window	1 white square	1	x	1
Wheels	1 black square	1½	x	6
Stripe	1 yellow rectangle	½	x	7
Headlight	1 yellow square	½	x	½
Scissors, glue, black and yellow crayon				

Semi-Truck Directions

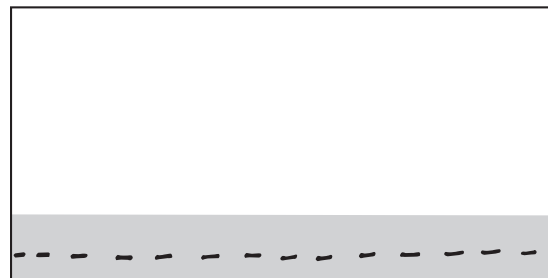


1.) Background: (white rectangle)



- Place the white rectangle on the table in a horizontal position

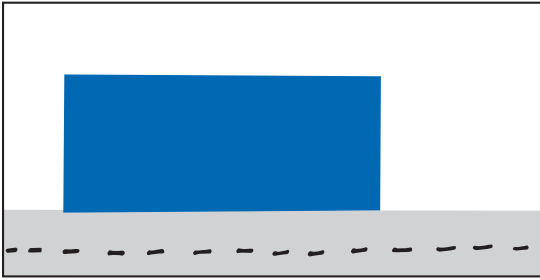
2.) Road: (gray rectangle, black crayon)



- Glue the gray rectangle at the bottom of the white rectangle in a horizontal position
- Draw a broken black line down the center of the road

3.) Truck Body:

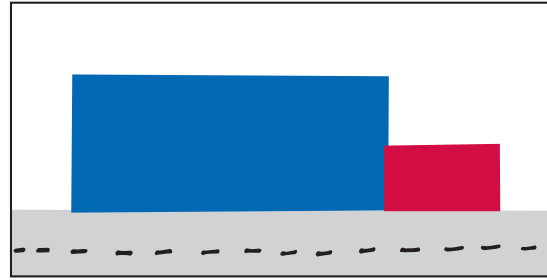
(blue rectangle)



- Glue the blue rectangle near the left side of the white rectangle in horizontal position touching the road

4.) Truck Cab Bottom:


(red rectangle)



- Glue the red rectangle in a horizontal position touching the road and the truck body

5.) Truck cab top:

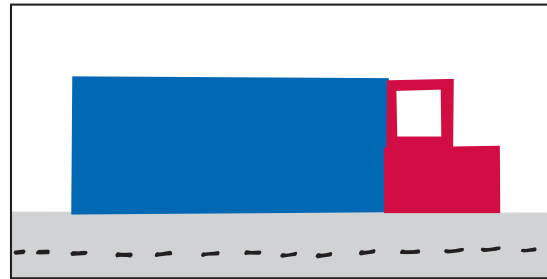
(red square)



- Glue the red square on top of the truck cab touching the truck body

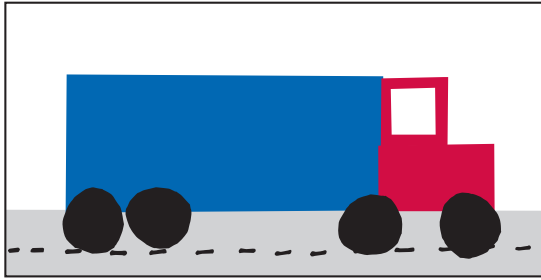
6.) Window

(white square)



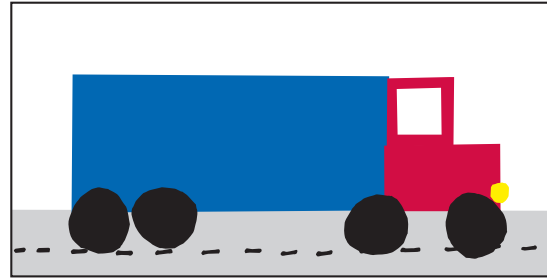
- Glue the white square in the middle of the red square

7.) Wheels: (black rectangle)



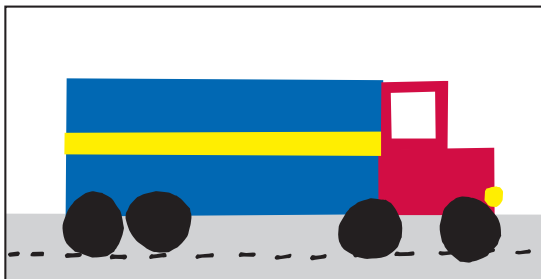
- Fold the rectangle in half; cut apart to make 2 smaller rectangles
- Fold one rectangle in half; cut a circle
- Fold the other rectangle in half; cut a circle
- Glue the 4 wheels to the truck; one in front, one where the body and cab meet and 2 at the back of the truck overlapping both the truck and the road

8.) Headlight: (yellow square)



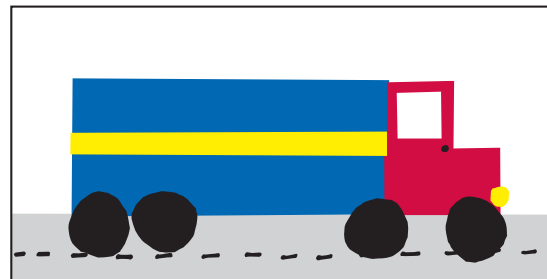
- Cut a circle
- Glue the headlight at the front of the cab just above the wheel

9.) Stripe: (yellow rectangle)



- Glue the yellow rectangle in a horizontal position in the middle of the truck body

10.) Details: (black crayon)



- Use the black crayon to make a door handle on the truck

11.) Name:

(yellow crayon)

Name:

- Turn your paper over and write your name on the paper

Books to Read

The Truck Book — Harry McNaught

Truck Book — Donald Crews

Traffic: A Book of Opposites — Betsy & Giulio Maestro

Extending the Lesson

Graph: "Does your family have a truck?"

Yes? No?